

Diversification with controlled risk

November

What strategy does this fund pursue?

VB F2 Diversity Investment Fund is a multi-asset fund that seeks long-term capital growth with a conservative approach to risk exposure. The fund envisions annualised volatility of 4-8%, although exceptional market conditions may occasionally cause the risk profile of the investment portfolio to fall outside this band.

Fact sheet

Marketed as:

F2 | VB F2 Diversity Investment Fund

AFA registration no.	0171-02
Launched on	05/10/2017
Type of fund	Mixed income
Base currency	EUR
Reference index	Euribor 12 months + 100 bp
Fund manager	Vall Banc Fons SAU
Depository	Vall Banc SAU
Auditor	Ernst & Young S.L.
Minimum investment	1 participation
Cut-off date	D+3
Net asset value calculated	Daily
Cut-off time	13 h
Assets under management	14.604.857,55
Net asset value	94,95
Number of units	153.822,7892
Fund volatility - last 12 months	3,18%

Management information

In November, global financial markets were slightly positive, with mixed results among different asset classes. Global equity markets closed the month up +1.4% (MSCI AC World trn in Euro); at regional level, emerging markets (MSCI Emerging Markets Eur +4%) outperformed developed markets and, among the latter, Europe was the worst performer (MSCI Europe -1.0%). The global fixed income index Bloomberg Barclays Multiverse Euro hedged was up +0.2%, driven by the positive results of global government bonds. On the other hand, credit underperformed, with negative performance from both the investment grade component and, in particular, the high yield component (worst sector). Emerging market debt in hard currency was also negative (JPM EMBI global diversified Euro hedged -0.67%), while the best performances were recorded by EM debt in local currency converted to Euro, which climbed on growing speculation that the Federal Reserve will pause rate hikes next year. Finally, the Euro-USD exchange rate remained broadly stable in the month.

The **Core Fixed Income portfolio** was slightly negative and underperformed the global fixed income market (Multiverse index), due to the overweight to global credit vs. treasuries; BGF Global Corporate Bond recorded the worst performances, followed by BGF Global High Yield and BGF Emerging Markets Bond. The **Diversification portfolio** was also negative in November, in line with a proxy as HFRU Hedge Fund Composite Index (representative of the overall composition of the UCITS-Compliant hedge fund universe). Positive was the long-short fundamental strategy BSF European Absolute Return (among best overall contributors over the month), while BSF Global Long-Short Equity (quantitative) was a relevant detractor. All other strategies were only marginally down in the period.

The **Multi Asset portfolio**, allocated to a single fund - BGF Global Multi Asset Income – was flat.

Finally, the **Growth portfolio** was positive, in line with the reference market (tilted towards European equity). The overweight to emerging markets equities contributed positively, along with the alpha generated by BGF Emerging Markets. On the other hand, manager selection on global end European funds contributed negatively, with BGF Continental European Flexible worst contributor over the month.

Return

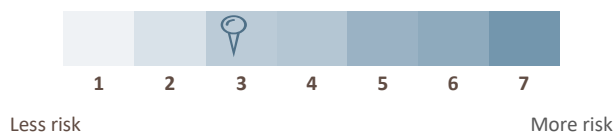
YTD

-4,90%

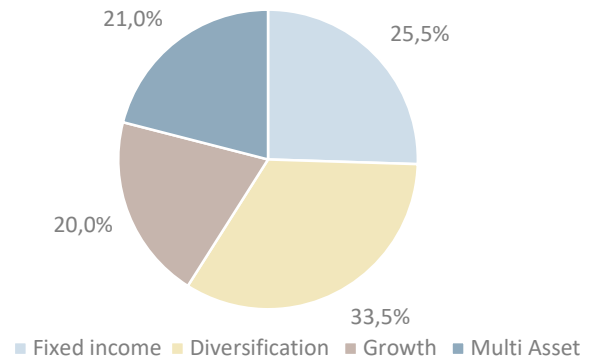
Risk profile

The fund has a risk level of **3**. This level is included for guidance purposes only and may change over time.

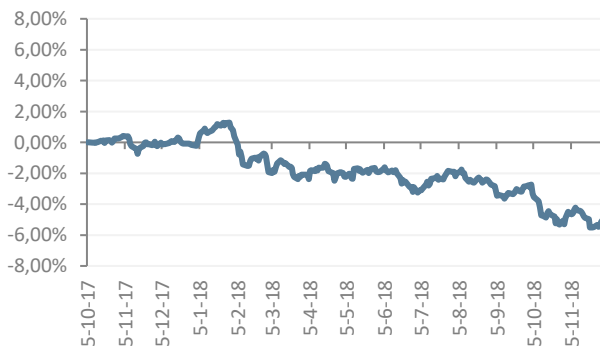
This risk level has been calculated in accordance with the guidelines on risk measurement of the Committee of European Securities Regulators (CESR), using historical data on the fund, or, failing that, a representative portfolio.



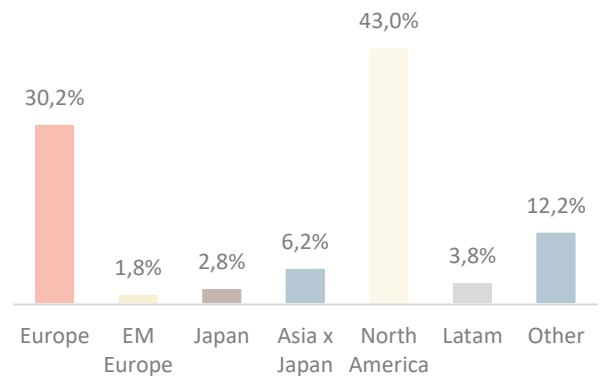
Distribution by asset type



Fund performance



Geographical distribution



Top 5 investments

BLACKROCK GL MA INC-D2H EUR	20,05%
BGF-GLOBAL GOV BOND HED-ED2	10,03%
BGF-GLOBAL CORP BOND-ED2	9,99%
BLACKROCK STR FD-EUR ABS-D2Ç	9,39%
BGF-CONTINENT EUR FL-D2 RF	5,68%

Information on subscription and redemption

Vall Banc Fons will publish the net asset value every day on its website: <https://goo.gl/bbyiVv>

Fees, charges and other costs

For more information, please read the full prospectus available on the Vall Banc website: <https://goo.gl/bbyiVv>

Annual management fee – 1% of assets

Annual depositary fee – 0.15% of assets

Exit fee – 20% of positive excess return above benchmark. This fee may or may not be charged at the discretion of Vall Banc Fons, SAU

Subscription fee – 0% of cash value

Redemption fee – 0% of cash value

Always at your disposal

Clarity and transparency are key values of Vall Banc. For additional information, please consult the full prospectus on the Vall Banc website at <https://goo.gl/bbyiVv>, or contact our fund managers.

Vall Banc Digui'm: Tel. +376 750 760

Web site: www.vallbanc.ad

Important information

This document is published by Vall Banc for commercial purposes and is independent of the statutory documentation required of the fund itself and of the legal documentation required to invest in the fund. In no event does it take the place of, or amend, the full prospectus, the simplified prospectus or the fund regulations.

The information contained in this document is for information purposes only. In no event does it constitute a firm proposal to invest and its content may not be exhaustive, accurate or up to date. This information is not intended to take the place of the user's knowledge or competency, but it may be used on conjunction with the advice of a qualified professional.

About the risks: Past returns do not guarantee future returns. The value of the investments and of any yields may vary (partly as a result of changes in exchange rates) and investors may not recover their full investment. A financial product or fund may make use of derivatives, which may generate leverage and result in large fluctuations in value. The financial product or fund may hold a significant amount of financial assets depending on its investment profile. You are reminded that debt instruments are exposed to credit risk, which is the borrower's ability to repay the capital and pay the interest on maturity. The financial product or fund may also be exposed to counterparty risk in the event of bankruptcy of the entity in which the financial product or fund is invested, resulting in monetary loss. The fund manager reduces this counterparty risk by means of collateral. The value or yield of a financial product or fund may fluctuate as a result of economic or financial events or political changes.

VALL BANC / VB Fons, SAU complies with international standards on the presentation of yields.

VALL BANC / VB Fons, SAU. All rights reserved.