

Diversification with controlled risk

February

What strategy does this fund pursue?

VB F2 Diversity Investment Fund is a multi-asset fund that seeks long-term capital growth with a conservative approach to risk exposure. The fund envisions annualised volatility of 4-8%, although exceptional market conditions may occasionally cause the risk profile of the investment portfolio to fall outside this band.

Fact sheet

Marketed as:

F2 | VB F2 Diversity Investment Fund

AFA registration no.	0171-02
Launched on	05/10/2017
Type of fund	Mixed income
Base currency	EUR
Reference index	Euribor 12 months + 100 bp
Fund manager	Vall Banc Fons SAU
Depository	Vall Banc SAU
Auditor	Ernst & Young S.L.
Minimum investment	1 participation
Cut-off date	D+3
Net asset value calculated	Daily
Cut-off time	13 h
Assets under management	15.086.565,3
Net asset value	97,17
Number of units	155.261,44
Fund volatility - last 12 months	3,54%

Management information

During February the performance was positive for risky assets in a continuation of January's rally, while we observed some signs of weakness in fixed income markets.

Global equity markets (MSCI AC World Tr Net USD converted into Euro) ended the period up + 3.3%, with emerging markets underperforming developed markets, and, among the latter, the Pacific ex Japan region posted the best performance.

As regards the performance of bond markets, the Barclays Multiverse Euro Hedged index closed the period marginally negative (-0.05%). Government bonds were negative (both in the US and in the Eurozone). On the other hand, high yield bonds and emerging markets debt (particularly the hard currency component) were positive, as well as global corporate bonds. Finally, the Euro depreciated vs US dollar by 0.7% over the period.

In this context, the performance of the portfolio was positive.

The **Core Fixed Income portfolio** was positive, outperforming the global fixed income market (Multiverse index) mainly thanks to the marginal overweight to credit vs treasuries, with the global corporate, high yield and emerging markets debt funds as main positive contributors. The average alpha provided by underlying managers was also positive.

The **Diversification component** was slightly negative, underperforming a proxy of UCITS-compliant hedge funds as the HFRU Composite index in Euro, with most underlying strategies broadly flat during the month. The main positive contributor was the developed flexible fixed income strategy, followed by the long short fundamental strategy on EMs. Worst contributors were instead the multi style/factor strategy and the flexible strategy on EMD.

The **Multi Asset component**, allocated to a single fund - BGF Global Multi Asset Income, performed positively also in February.

Finally, the **Growth portfolio** was the main positive contributor, slightly outperforming the reference market (tilted towards European equity). Asset allocation contributed negatively (mainly because of EM overweight), while manager selection was positive, with all underlying funds generating positive alpha.

Return

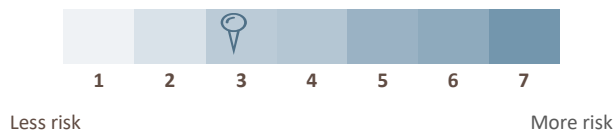
YTD

4,20%

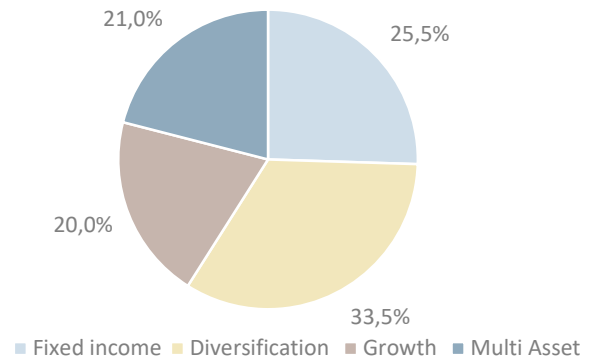
Risk profile

The fund has a risk level of **3**. This level is included for guidance purposes only and may change over time.

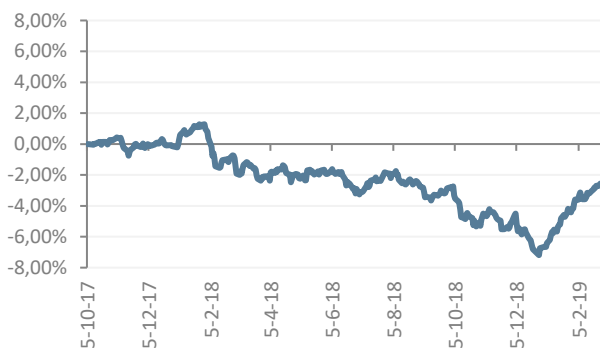
This risk level has been calculated in accordance with the guidelines on risk measurement of the Committee of European Securities Regulators (CESR), using historical data on the fund, or, failing that, a representative portfolio.



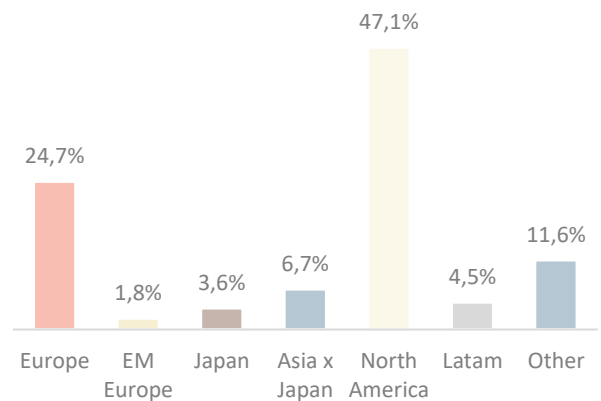
Distribution by asset type



Fund performance



Geographical distribution



Top 5 investments

BLACKROCK GL MA INC-D2H EUR	20,00%
BGF-GLOBAL GOV BOND HED-ED2	14,10%
BGF-GLOBAL CORP BOND-ED2	14,08%
BLACKROCK STR FD-EUR ABS-D2Ç	6,22%
BGF-CONTINENT EUR FL-D2 RF	5,16%

Information on subscription and redemption

Vall Banc Fons will publish the net asset value every day on its website: <https://goo.gl/bbyiVv>

Fees, charges and other costs

For more information, please read the full prospectus available on the Vall Banc website: <https://goo.gl/bbyiVv>

Annual management fee – 1% of assets

Annual depositary fee – 0.15% of assets

Exit fee – 20% of positive excess return above benchmark. This fee may or may not be charged at the discretion of Vall Banc Fons, SAU

Subscription fee – 0% of cash value

Redemption fee – 0% of cash value

Always at your disposal

Clarity and transparency are key values of Vall Banc. For additional information, please consult the full prospectus on the Vall Banc website at <https://goo.gl/bbyiVv>, or contact our fund managers.

Vall Banc Digui'm: Tel. +376 750 760

Web site: www.vallbanc.ad

Important information

This document is published by Vall Banc for commercial purposes and is independent of the statutory documentation required of the fund itself and of the legal documentation required to invest in the fund. In no event does it take the place of, or amend, the full prospectus, the simplified prospectus or the fund regulations.

The information contained in this document is for information purposes only. In no event does it constitute a firm proposal to invest and its content may not be exhaustive, accurate or up to date. This information is not intended to take the place of the user's knowledge or competency, but it may be used in conjunction with the advice of a qualified professional.

About the risks: Past returns do not guarantee future returns. The value of the investments and of any yields may vary (partly as a result of changes in exchange rates) and investors may not recover their full investment. A financial product or fund may make use of derivatives, which may generate leverage and result in large fluctuations in value. The financial product or fund may hold a significant amount of financial assets depending on its investment profile. You are reminded that debt instruments are exposed to credit risk, which is the borrower's ability to repay the capital and pay the interest on maturity. The financial product or fund may also be exposed to counterparty risk in the event of bankruptcy of the entity in which the financial product or fund is invested, resulting in monetary loss. The fund manager reduces this counterparty risk by means of collateral. The value or yield of a financial product or fund may fluctuate as a result of economic or financial events or political changes.

VALL BANC / VB Fons, SAU complies with international standards on the presentation of yields.

VALL BANC / VB Fons, SAU. All rights reserved.